

PAYSTAR™



5500i SFA



5600i SBA



5900i SFA



5900i SBA



A NAVISTAR COMPANY

- **Overview of Products**
 - Models / Applications
- **Four Reasons to Choose PayStar**
 - Heavy-Duty Commitment
 - Heavy-Duty Performance
 - Heavy-Duty Uptime
 - Heavy-Duty Driver Satisfaction
- **PayStar Series Specs**
- **Leading Service & Support**
 - Online resources
 - Service training
 - Parts overview
 - Dealer network



5900i SFA



A Classic, Rugged, Long-Lasting Truck

PAYSTAR™

- **PayStar Series**

- 5500i SFA
- 5600i SBA
- 5900i SFA
- 5900i SBA (*available now*)

- **Product Features**

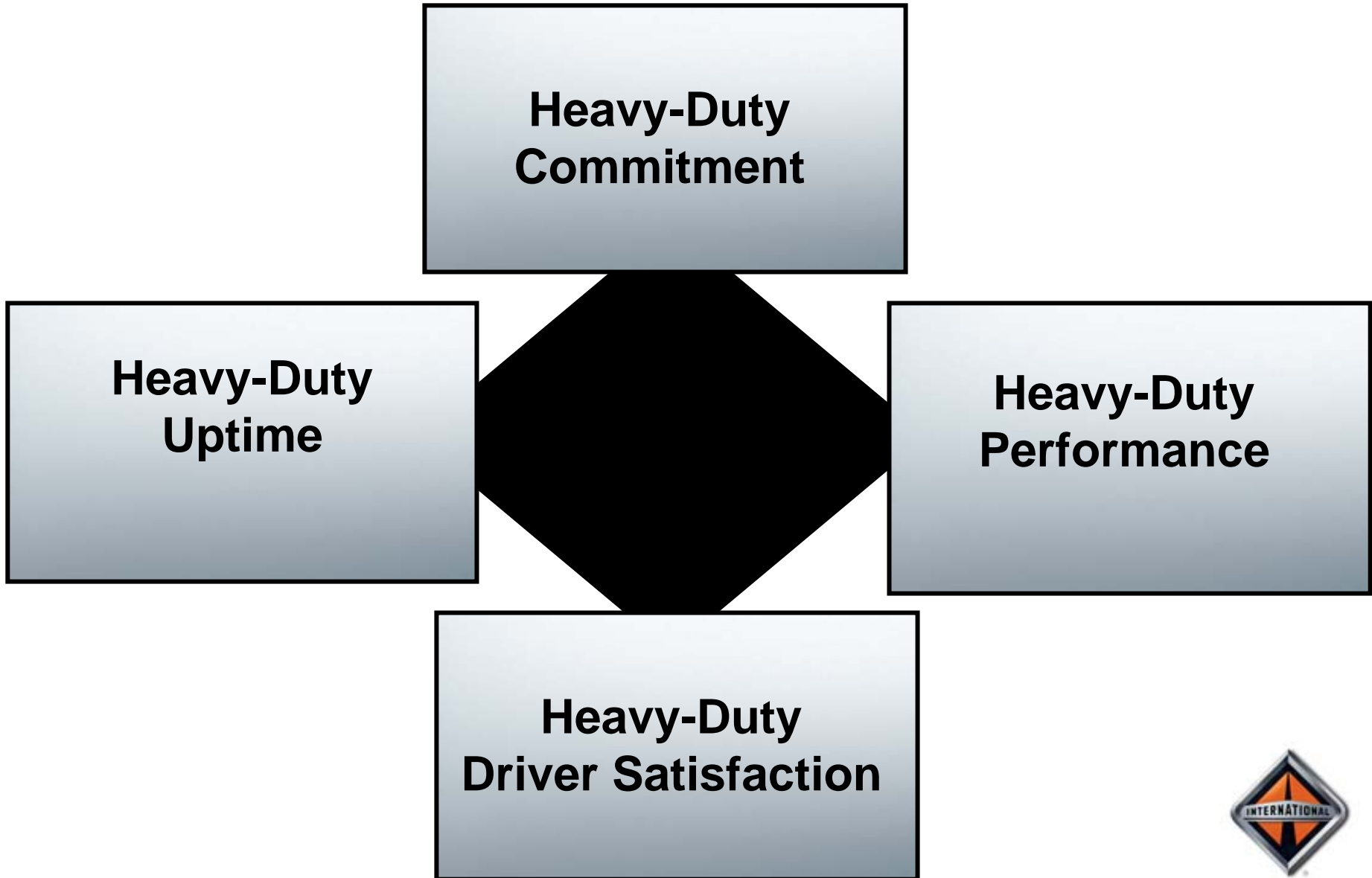
- Aluminum cab
- Horsepower up to 625 (447 kW)
- Up to 2,050 lb-ft (2508 N•m) of torque
- GVWR 35,000 to 80,000 lb (15,876-36,287 kg)
- Front axle settings 28"/30"/52"/46" (71/76/132/117 cm)
- Factory-installed all-wheel drive
- 12" (30 cm) frame system, 10" (25 cm) for tractors



5600i SBA



A NAVISTAR COMPANY



Heavy-Duty Commitment

A truck built upon a commitment to your vocation

- Dedicated Severe Service engineering facility, product development center and assembly plant
- An entire North American network to provide local support throughout all phases of the vocational truck ownership process
- A full line-up of models available specifically for your application



Heavy-Duty Commitment

A proven commitment to understand and take care of our vocational truck customers.

- An entire business and organization geared around providing products, services, and supporting to severe service customers using vocational trucks.

Proof:
2006-2007 JD Power Award winner for highest customer satisfaction.

A consistent and unwavering focus on the vocational truck business and creating solutions for customers.

- International has a 100 year history and heritage of making vocational trucks that are built to last.
- The Severe Service Vehicle Center: - a unique company-within-a-company created eight years ago dedicated to making vocational trucks for customers.

Proof:

- 1) Garland Assembly Plant is designed to build and accommodate the complexity and variety of customers' vocational truck needs.
- 2) A dedicated engineering and product development center focused on anticipating and designing the current generation and the next generation of vocational trucks.
- 3) Dedicated sales and customer support: nine regional sales managers

An entire North American network to provide local support for our customers throughout all phases of the vocational truck ownership process.

- An independent dealer network that has more locations and facilities than any other truck manufacturer.

Proof:

- 1) Nearly nine hundred dealer locations in North America.
- 2) Over six thousand mechanics
- 3) Six regional parts distribution centers focused on proactive customer support.
- 4) Seventeen used truck centers to handle trade-ins.
- 5) A breadth and dept of dealer professionals focused on serving customers.

Innovative and superior products that provide customers with extreme flexibility in spec'ing options to fit their needs.

- Thirty-two models used in over one hundred thirty applications.
- A three-point customer value proposition focused on values most important to vocational customers:
 - 1) On-the-Job Performance
 - 2) Driver Comfort
 - 3) Uptime
- Two distinct vocational product lines: PayStar and WorkStar



Heavy-Duty Performance

Durable and strong enough to perform in your most severe and demanding environments

- High horsepower (up to 625 hp), torque (up to 1850 ft-lbs) and payload (up to 80,000 lb GVWR) capacity
- Larger than ever before cooling packages able to cool high HP engines in HDD vocations with high payload requirements
- Standard 12.25" frame rails (6x4 models) provide for maximum strength-to-weight ratio



Durable Frame Rail Construction

Purpose-built severe service 12.25" (31 cm) frame system with one of the **highest strength-to-weight ratios in the industry** — allowing a single rail to do the work of many double frames

Weight Saving Example

- International Single Frame Rail:

- 12.25" x 3.75" x .375"
- RBM = 2,311,000 in. lbs.
- Weight = 3.83 lb./in.

- Competitor Double Frame Rail:

- 10.75" x 3.25" x .375"
- C-Channel 9.50" x 2.87" x .250"
- RBM = 2,340,000 in. lbs.
- Weight = 5.08 lb./in.

Savings:

384 lbs. Weight Savings

@ 220" WB (308" frame rail length)



Durable Frame Rail Construction

Frame and cross-member system is designed for maximum vocational durability

- **Huck-bolted frame and cross members**
 - Less movement and wear of frame components helps to decrease maintenance and increases uptime
- **FEPTO Accessibility**
 - The large radiator is mounted above the frame to avoid damage in rugged applications while allowing PTO shafts to pass underneath (5500 & 5600 models)
 - The vertical exhaust system is routed under the cab for maximum ground clearance and no interference with PTO, including factory-installed rear-engine PTOs
- **Optional 10.88" (27.64 cm) single frame rail** available for tractors and transfer dumps



Superb Maneuverability

- **Standard dual power steering gears with 14,600-lb (6,622 kg) and larger front axles**
 - Provide enhanced maneuverability
- **Best-in-Class with up to 40° wheel cut** available with 425 tires and specific wheel combinations



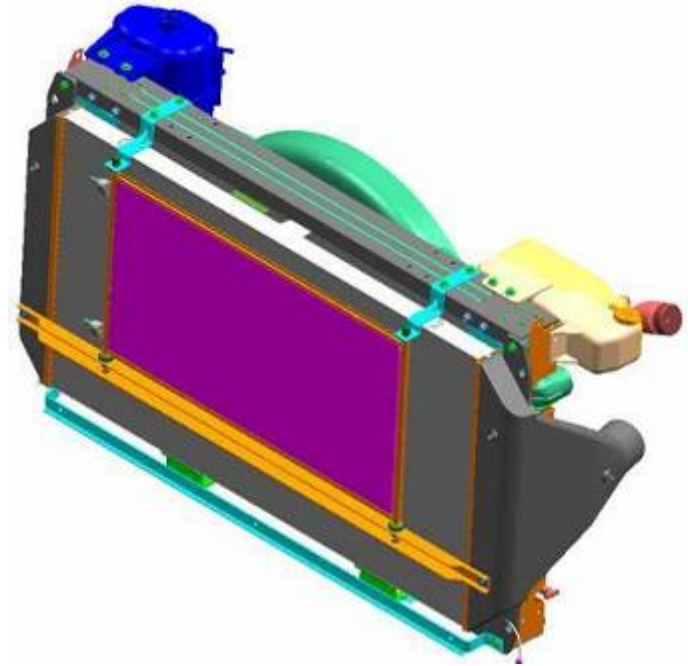
Powertrain Features

- Caterpillar and Cummins engines are available with vocational ratings up to 625 hp (447 kW)
- MaxxForce 11 & 13 big bore engines coming in 2008
- Wide range of manual, automated manuals and fully automatic transmissions available
- Factory-installed all-wheel drive



Superb Cooling System Design

- Designed to keep engines performing with high horsepower and torque ratings under rigorous conditions
- Optimally placed and sized cooling systems for engines up to 625 hp
- Top of frame mounted radiator means no PTO holes (5500 & 5600 models)
- Dual air intakes for improved cooling capacity




Heavy-Duty Performance

Capable Suspension Options

HAULMAAX – Heavy Duty Rubber Suspension

- Improved ride quality
 - Variable rate spring system provides the preferred combination of empty ride and loaded stability
- Exceptional stability and handling
 - Equalizing beam distributes load equally between axles to improve stability and handling
- Lightest vocational suspension
 - At least 100 pounds lighter than competitive suspensions
 - Increased payload
 - Offsets weight increase from new engine technology
- Outstanding mobility and traction
 - Up to 17" of diagonal articulation
- Lower life cycle costs
 - Elimination of center bushing reduces maintenance
 - Fewer bushings per vehicle
 - Rugged bar pin end connections extend bushing life
 - HAULMAAX requires NO lubrication



Variable Rate Spring System

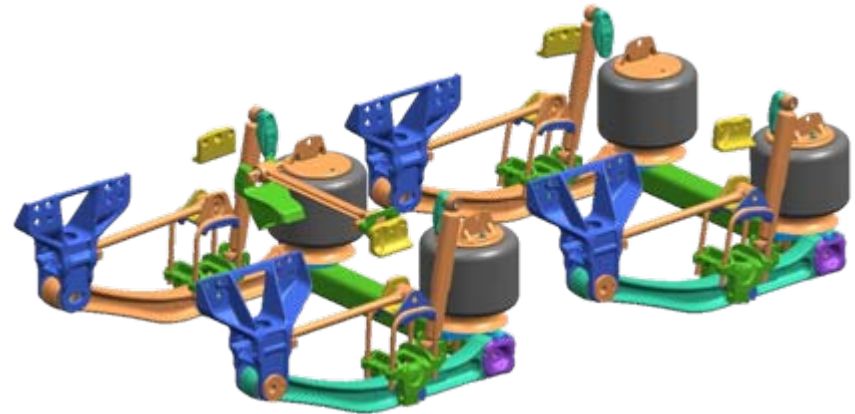


Capable Suspension Options

Hendrickson©

PRIMAAX Suspensions

- Premium heavy duty air suspension designed for up to 100% off-road usage
- Improves traction and reduces driveline wear and tear
- For construction dump, heavy-haul, oil field, rear discharge mixer, & logging applications
- Available Summer 2007



Popular Components from Leading Suppliers

ArvinMeritor

ROADRANGER®



ON THE WINGS OF
GOODYEAR

Continental 
TIRE

DOUBLECOIN

Bendix

 **Allison**
Transmission



Heavy-Duty Uptime


Proven to keep you performing better than other guys

- Cab & chassis built specifically for off-road, rugged Severe Service applications
- Standard Huck-bolted chassis components
- High-strength, lightweight aluminum cab with flat door design



Superb Cab Design

- Cab/chassis is built specifically for off-road, rugged Severe Service applications
 - Not a retrofitted line haul tractor
 - Same frame/chassis design tested and proven for over 30 years
- High-strength, lightweight aluminum cab and doors for longer life, less weight, bigger payloads and easier repair
- Standard E-Coat dip/base coat/urethane clear coat paint process for superior corrosion resistance and a virtually fade-proof finish
- Stylish West Coast mirrors are supported by breakaway C-loop door-mount brackets to minimize vibration




Serviceability

- 85° hood tilt for optimal engine access
- Ground-level fluid check and fill
- Easy-to-access air filter



Serviceability

- Rear engine PTO is serviceable through in-cab access hatch (behind doghouse as shown)
- HVAC is serviceable under the passenger seat



Serviceability

- Color-coded and continuously numbered wiring and air lines
- Quality Connect air lines for fewer leaks and less downtime
- Plug-in/pull-out gauges
- Fuses are located in glove box (not shown)



Ease of Maintenance

- The wiper motors and linkage are accessible from the engine compartment; 22" (56 cm) wipers provide over 90% coverage
- Easy-opening three-point center-mounted hood with standard fixed grille and integral splash panels provides easy under-hood access
- Optional center-point tow loop is integral to the front frame cross-member
- Air lines with 100% Quality Connect fittings and continuously numbered, color-coded wiring for quicker troubleshooting and repairs



Heavy-Duty Driver Satisfaction

Proven to exceed the demands of your toughest driver

- Classic premium truck styling with optional exterior air cleaners and optional “Platinum” exterior chrome package.
- Largest/most roomy classic-styled cab with standard Whisper Cab® sound insulation package
- Standard one-piece curved windshield with most viewable area



Superior Cab Design

- **Classic premium truck styling**
 - Optional exterior air cleaners (5900i)
 - Optional “Platinum” exterior chrome package
- **Outstanding Visibility**
 - Standard one-piece curved windshield (2 piece optional)
 - Offers 60% more windshield area than previous models
 - 22” wiper arms provide over 90% windshield coverage
- **Available 53.5” rear window where optimal rear visibility is essential**
 - 14% more side glass than previous models



Superior Cab Design

- **Industry's Roomiest Cab**
 - 70" (178 cm) of shoulder room
 - 58" (147 cm) of floor-to-ceiling cab height
 - 18" (46 cm) of belly room
- **Best in Class HVAC Performance**
 - Maximum airflow capacity and has high efficiency and performing heater and AC system to provide peak performance during the most extreme climates and vocations
- **Cab Air suspension for a smooth quiet ride**
 - Increases driver comfort and reduces fatigue while working in rigorous on and off--road environments
- **Safe and secure entry and egress**
 - Grab handles and steps provide maximum driver safety and reduces chance of slipping or falling



Interior Features

- **Superb Instrument Panel**
 - Large, easy-to-read gauges and easy-to-operate switches
- **Available International® Eagle® interior with power windows/door locks**
- **Standard Whisper Cab® sound insulation package**
 - Exterior noise level inside cab is reduced; making for better comfort and reduced stress



Interior Features

- Convenient storage features within easy reach of driver or passenger
- Oversized Interior Door Handles
- Convenient and backlit window and door controls
- Large door storage pocket



A Classic, Rugged, Long-Lasting Truck

PAYSTAR™

PayStar full-chassis lineup

- 5500i SFA 4x4, 6x4, 6x6
- 5600i SBA 4x4, 6x4, 6x6
- 5900i SFA 6x4, 6x2
- 5900i SBA 6x4



5500i SFA



5600i SBA



5900i SFA



5900i SBA



A NAVISTAR COMPANY

PayStar 5500i

- 4x4 GVWR: 35,350-50,000 lb (16,034-22,680 kg)
- 6x4 GVWR: 52,350-78,000 lb (23,746-35,380 kg)
- 6x6 GVWR: 52,350-66,000 lb (23,746-29,937 kg)

Applications – ideal for use as concrete mixers, construction dumps, snow plow and block trucks

- 114" (290 cm) BBC
- 28" (71 cm) BA, set-forward front axle for maximum bridge-formula payload



PayStar 5600i

- 4x4 GVWR: 35,350-53,000 lb (16,034-24,040 kg)
- 6x4 GVWR: 52,350-80,000 lb (23,746-36,287 kg)
- 6x6 GVWR: 52,350-69,000 lb (16,034-31,298 kg)

Applications – ideal for construction, mixer, logging, refuse, snow plows, heavy haul and more

- 114" (290 cm) BBC
- 52" (132 cm) BA, set-back front axle for optimal front axle loading and greater job site maneuverability



PayStar 5900i SFA

- 6x4 GVWR: 54,600-78,000 lb (24,766-35,380 kg)
- 4x2 GCW: 80,000 lb (36,287 kg) tractor



Applications – ideal for construction dump, truck/pup, logging, and heavy-haul tractors

- 120" (305 cm) BBC
- 30" (76 cm) BA, set-forward front axle
- Exterior options:
 - Dual stainless steel air cleaners
 - Exterior sun visor
 - West Coast mirrors



PayStar 5900i SBA

- 6x4 GVWR: 52,350-78,000 lb
(23,745-35,380 kg)



Applications – ideal for dump, logging, and heavy-haul tractors

- 121" (307 cm) BBC
- 47" (119 cm) BA, set-back front axle
- Exterior options:
- Same as 5900 SFA
- Available now



Peace of Mind with Warranty Coverage

Standard Warranties¹

Basic vehicle limited warranty

- 12 months/unlimited mileage

Components

- Cab/cowl perforation corrosion/structure
 - 60 months/unlimited mileage
- Frame side rails
 - 60 months/unlimited mileage

Drive-train

- Front drive axles and transfer cases
 - 12 months/unlimited mileage



¹All warranties are limited - See your International dealer for specific details.



Extended Warranties

<i>Basic Vehicle Extended Limited Warranty</i>		<i>Frame Sidemembers, Crossmembers and Brackets</i>	
24 months	100,000 mi/160,000 km	84 months	300,000 mi/480,000 km
36 months	150,000 mi/240,000 km	96 months	300,000 mi/480,000 km
		120 months	300,000 mi/480,000 km
<i>Major Components</i>		<i>Cab Structure, Perforation and Corrosion</i>	
36 months	300,000 mi/480,000 km	72 months	300,000 mi/480,000 km
48 months	300,000 mi/480,000 km	96 months	300,000 mi/480,000 km
		120 months	300,000 mi/480,000 km
<i>International MaxxForce 10 Engines</i>			
36 months	150,000 mi/240,000 km		
36 months	300,000 mi/480,000 km		



Customer Support

- Online body builder information
- Technician Service Training
- Online Vehicle Service information -ISIS
- Emergency guaranteed parts ordering system
- Parts orders processes & ships 24-hours-a-day, 7-days-a-week, 365-days-a-year
- Nearly 900 International Dealers



- **Fleet ISIS™** – Online service information
 - Designed for today's self-maintainers
 - Immediate access to all International® service information
 - Engine
 - Chassis
 - Electrical
 - Accessed via the internet on your PC
 - Available *without* special software
 - Easy subscription service through your local International Dealer or National Accounts Manager



- **Technician Training**
 - Complete truck training, Chassis, Engine, and Electrical training course for technicians
 - Computer-based delivery tailored to your needs:
 - Mobile training course
 - On-site
 - Conference workshops



Navistar Financial Corporation – financial solutions tailored to your needs

- Debt financing
- TRAC leasing
- Fair Market Value (FMV) lease
- Maximize cash flow and limit excessive interest payments

A large, stylized version of the PAYSTAR logo, featuring the word "PAYSTAR" in a bold, metallic font with a star in the letter 'A'.

Fast, easy access to parts and service

- Nearly 900 International Dealer parts and service locations in the U.S. and Canada
- Parts orders process & ship 24/7/365
- Largest parts distribution center in North America
- Complete line of replacement parts for all truck makes
- Diamond Advantage ® Fleet Charge card – guaranteed consistent nationwide pricing throughout International's dealer network



And the Winner is...



**“2006 HIGHEST IN
CUSTOMER SATISFACTION
AMONG CLASS 8
VOCATIONAL TRUCKS”**



A NAVISTAR COMPANY

The customer....when they choose International PayStar Series



**“2006 HIGHEST IN
CUSTOMER SATISFACTION
AMONG CLASS 8
VOCATIONAL TRUCKS”**

